

Kitsap Transit's Fast-Ferry Plan



The Fast-Ferry Plan: How we got here



Extensive research, analysis over a **decade**

Result: A business plan for **reliable, sustainable and easy-to-use** ferry service

The Fast-Ferry Plan: How we got here

Wake research in Rich Passage



2005: Kitsap Transit assumes Rich Passage wake research study from Washington State

Research from 2005 to 2013 included modeling of wave generation, beach monitoring and design and construction of a test vessel, the Rich Passage 1.

2012: Trial service of Rich Passage 1 from June to November

2013: Final report on feasibility of high-speed, low-wake ferry service through Rich Passage, after nearly a decade of study.

The Fast-Ferry Plan: How we got here

Phase 1: Initial Plan



Key elements:

Three routes identified with route-dependent fares

- Launch Southworth route in 2023 due to need to build new terminal

Commuter schedule (3 roundtrips in AM, 3 roundtrips in PM)

Funded by 2/10 of 1 percent countywide sales tax

The Fast-Ferry Plan: How we got here

Public outreach



Stakeholder interviews

Ferry Connections website launched

Public opinion surveys of 800 residents

Focus groups in August

The Fast-Ferry Plan: How we got here

Phase 2: Final plan



Key elements:

Three routes with common fare (\$12)

- Launch Southworth route four years sooner by using existing WSF dock

Commuter schedule (Oct-April), extended service (May-Sept)

Funded by 3/10 of 1 percent countywide sales tax

The Fast-Ferry Plan: How we got here

Board sends plan to voters



November general election ballot

- All Kitsap County registered voters
- Yes/No on a 3/10 of 1 percent added sales tax to fund the fast-ferry plan

Proposed routes



Proposed cross-sound fast-ferry service is faster than current travel options.

Travel time to downtown Seattle from Kitsap Peninsula

BREMERTON

60

Minutes Today*

28

Minutes
Fast Ferry

KINGSTON

80

Minutes Today*

33

Minutes
Fast Ferry

SOUTHWORTH

74

Minutes Today*

23

Minutes
Fast Ferry

**Based on lowest-priced route on Washington State Ferries and other public transit.*



Discounted fares

Kitsap Transit

WA State Ferries

One roundtrip

\$6

\$4.10 (most routes)

Monthly pass

\$84

reduced-fare pass
not available

Who's Eligible for
reduced fares:

- Seniors
- Disabled
- Medicare
- Youth
- **Low-income**

- Seniors
- Disabled
- Medicare
- Youth

Convenient. Locally controlled. Connected.

Kitsap Transit proposes commuter-focused service October to April with added day and evening service May to September.

May-September

sample schedules for the new routes



October-April



Why Fast Ferry?

Convenient

- Get directly to downtown Seattle in half the time.
- More frequent sailings from Kitsap Peninsula mean more choices for travelers.

Locally Controlled

- Local funding means local control of service and fares.
- Frees up \$1.5 million annually for buses by using the proposed ferry sales tax increase to fund existing, local foot ferry program.

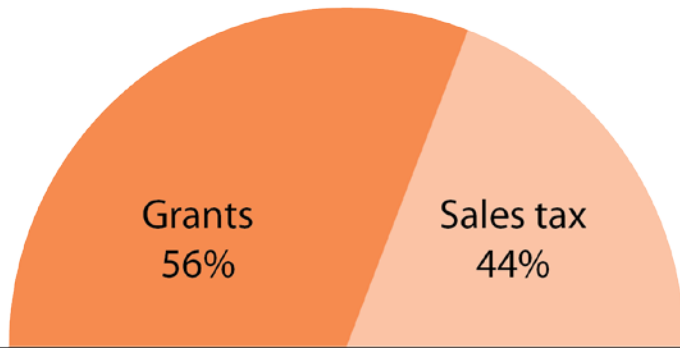
Connected

- Greater access to jobs, higher education, entertainment and health care in Seattle.
- More Kitsap County residents (non-military) are employed in Seattle than any other city -- one in six. (*U.S. Census Bureau*)
- Other communities that have launched ferry service have experienced an increase in business investments. (*"Citywide Ferry Study 2013," New York City Economic Development Corp.*)



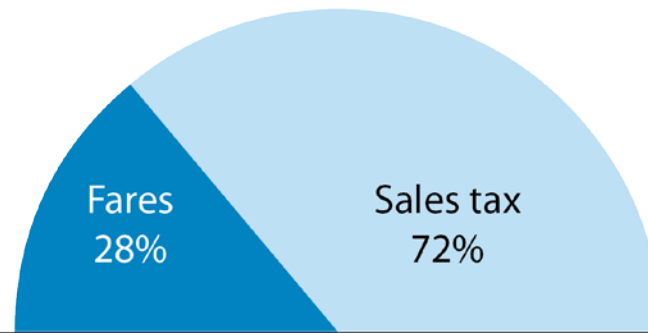
How will we pay for fast-ferry service?

Startup
\$48 million



Launching the system, such as buying vessels and setting up terminals, will cost about \$48 million in the first six years.

Operations
\$11 million (ann.)



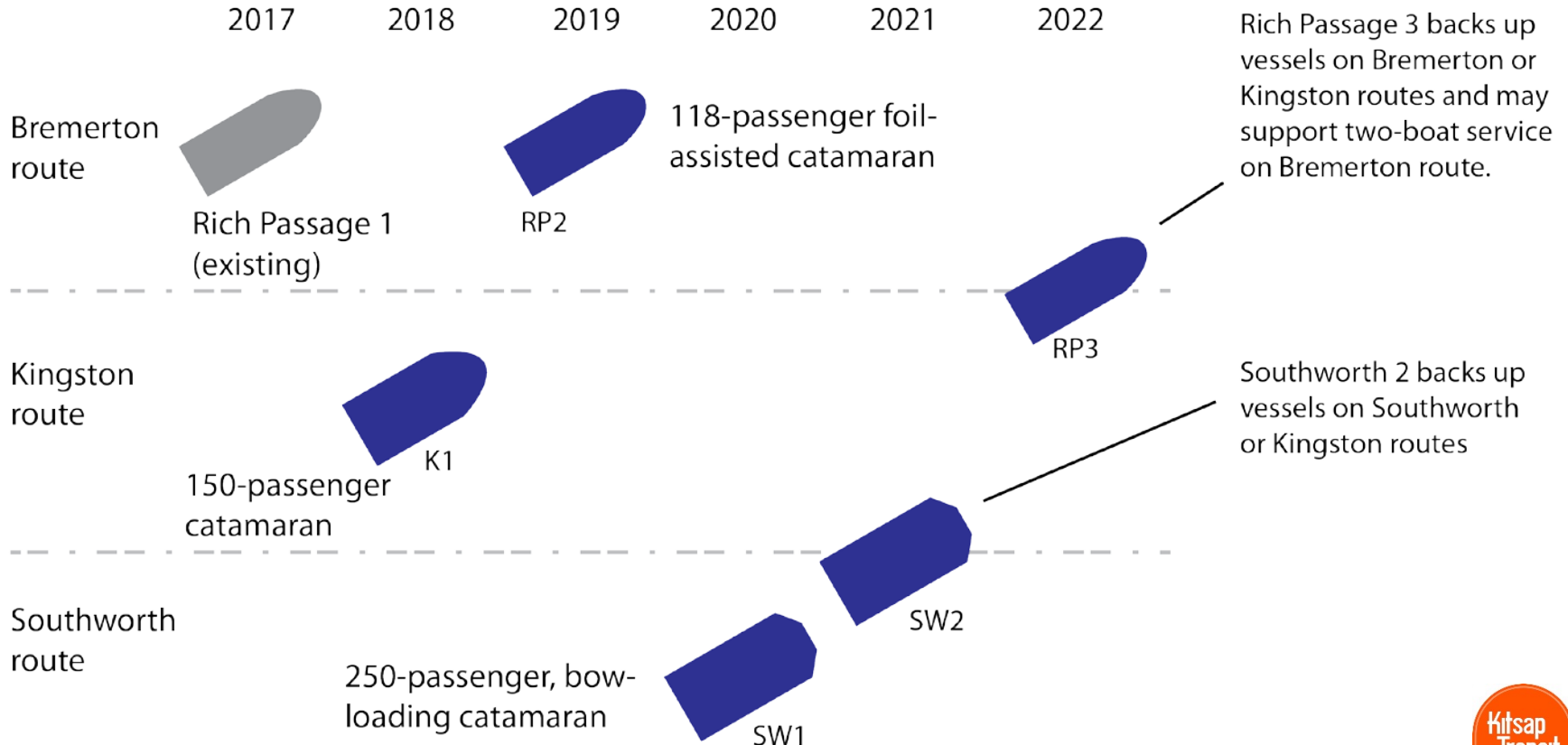
Once all three routes are in service, about \$8 million in local funds will supplement passenger fare revenue annually.

All figures in 2016 dollars

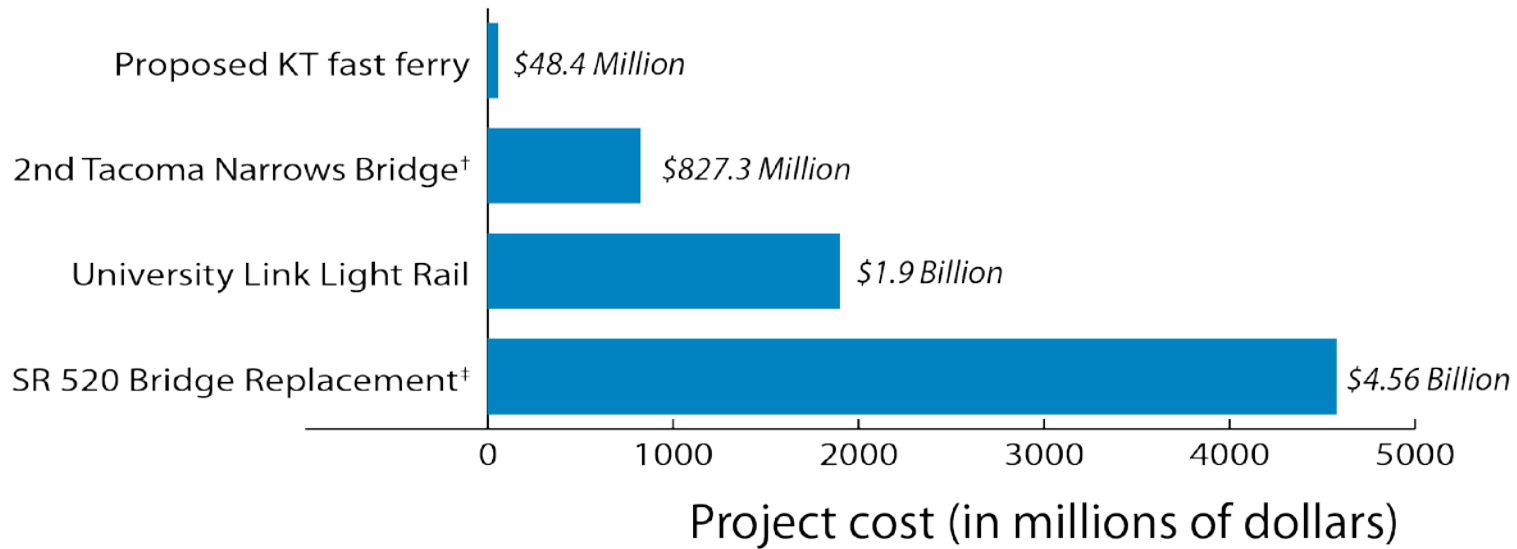
Vessels

- Each route would have at least one dedicated vessel
- Spare vessels would back up those coming in for maintenance
- Kitsap Transit owns one vessel, would need to buy five more

Anticipated launch of vessels for fast-ferry service, by route



How does the fast ferry's cost compare with other local transportation projects?



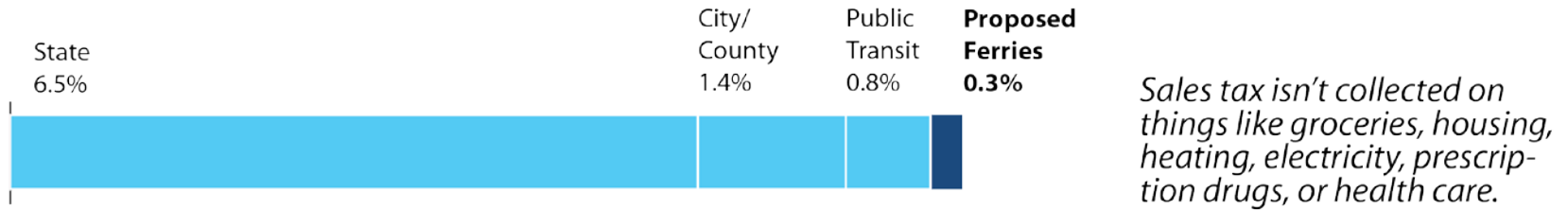
All figures in 2016 dollars

[†]Eastbound bridge only

[†]Program cost estimate

How much would be collected in local taxes?

On average, an adult in Kitsap County would pay an additional \$59 a year, or less than \$5 a month, if 0.3% is added to local sales tax.



Examples of impact of tax increase on retail purchases

Buying a \$10 shirt



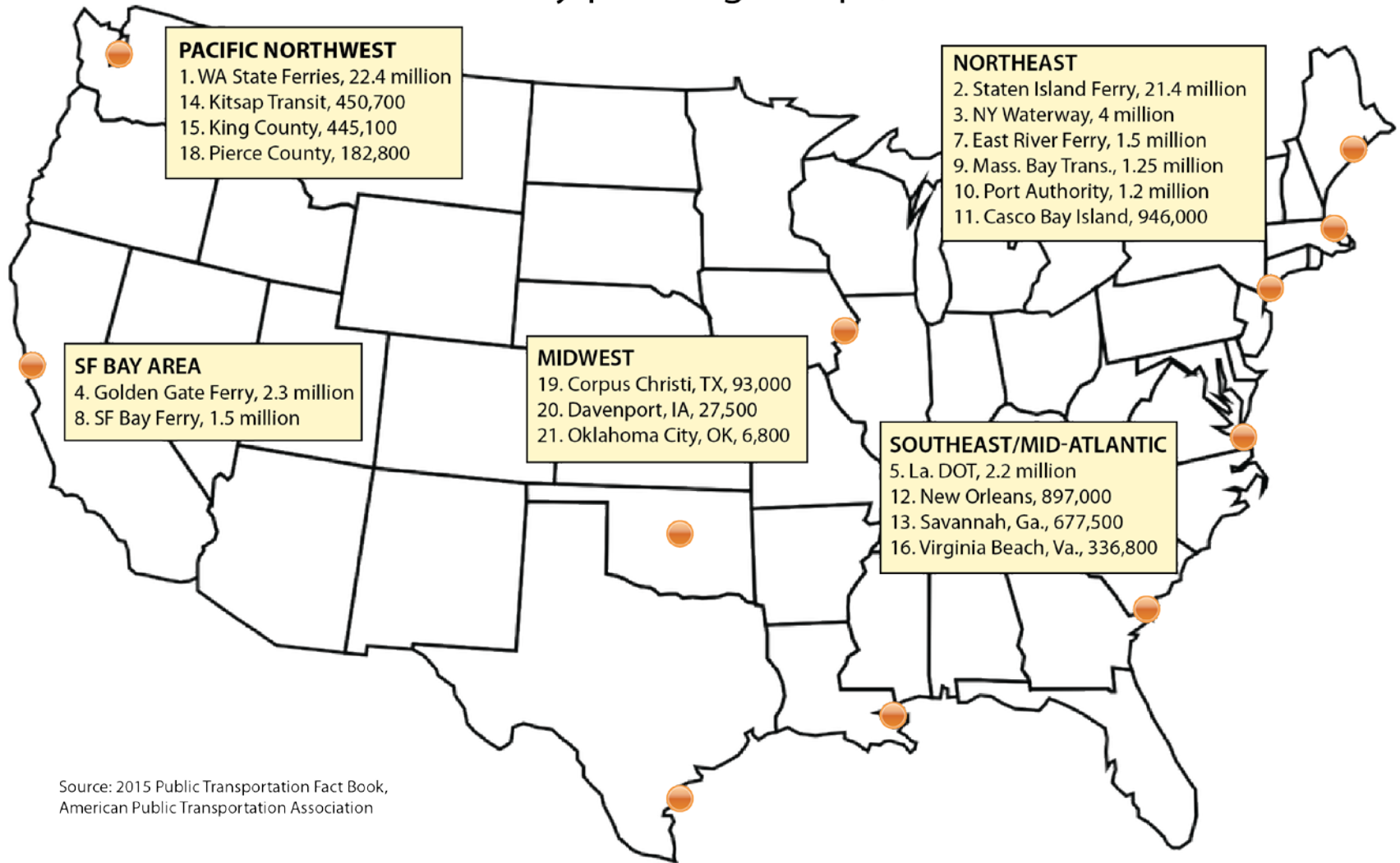
**3-cent
increase**

Buying a \$25,000 car



**\$75
increase**

Ferryboat agencies in urbanized areas, ranked by passenger trips, 2013



Source: 2015 Public Transportation Fact Book,
American Public Transportation Association

Sales tax would free up funds for bus service



Kitsap Transit's proposed sales tax can **only** be spent on ferry service. If voters approve the tax, funding for Kitsap Transit's existing foot ferries would be shifted to this new source of revenue.

That would free up about **\$1.5 million** for bus service.

That would buy more than **23,000 hours** of service annually.



Questions?

Sanjay Bhatt

Public Information Officer

sanjayb@kitsaptransit.com

360-824-4926

kitsapferries.com

twitter 

@kitsaptransit

facebook

