

LUND  FAUCETT

kpff



PROPOSED SEATTLE TERMINAL LOCATION CRITERIA SURVEY

RESEARCH RESULTS

Prepared by Lund Faucett

June 9, 2021

RESEARCH PURPOSE

- Gather feedback on proposed criteria for evaluating potential fast-ferry landing sites/terminal locations in downtown Seattle.



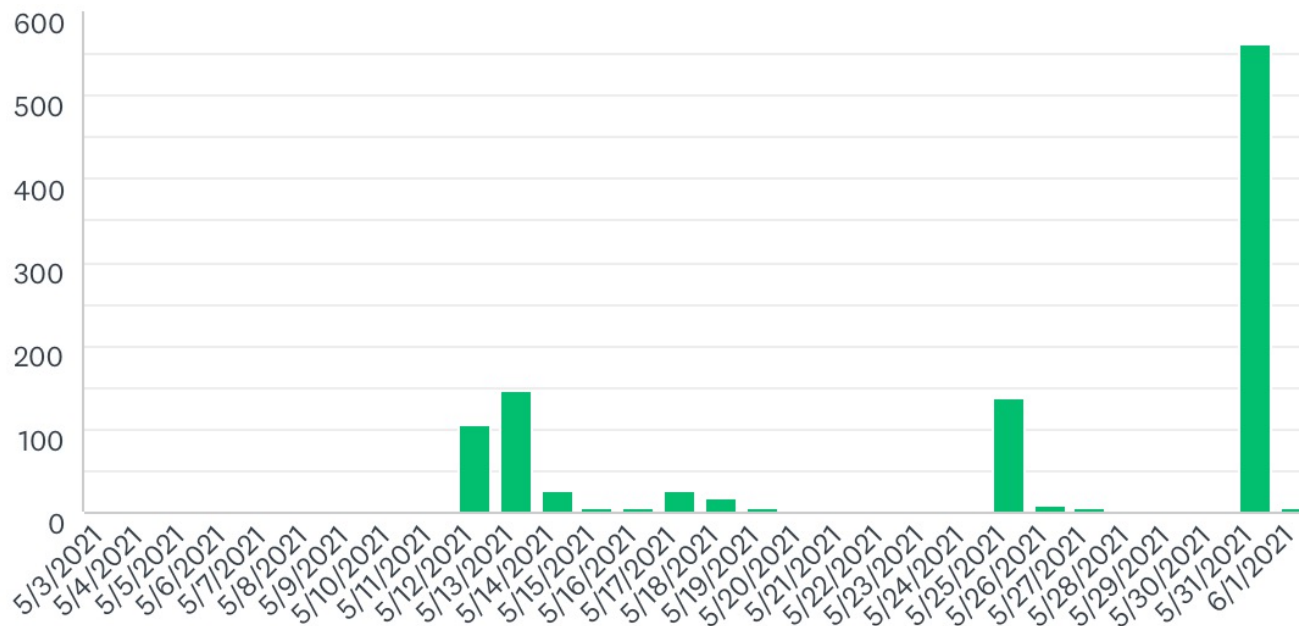
Study Area for Seattle Terminal Alternative Analysis

METHODOLOGY

- Online survey (Survey Monkey)
- Asked 5 questions (closed and open-ended)
- Disclosed Kitsap Transit as the research sponsor
- Promoted survey through Kitsap Transit communications channels
- Fielded May 15-31, 2021

This presentation provides a high-level summary; an additional document with detailed verbatim responses is also available.

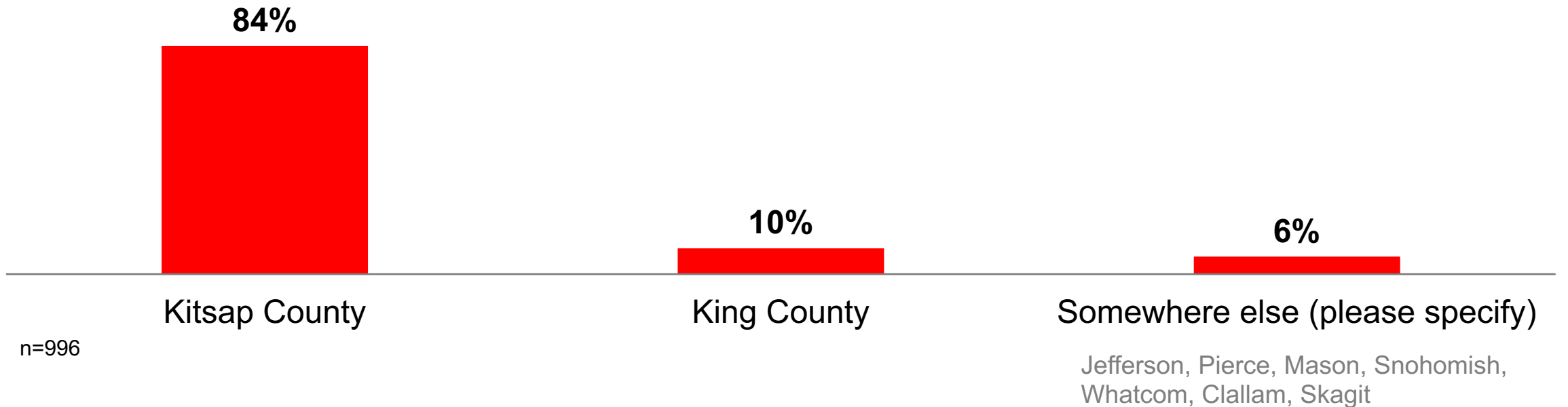
1,074 responded to the survey



- Strong response, overall
- Reminders helped
- Overall, n=1074. Number responding to each question fluctuated so n is reported for each.

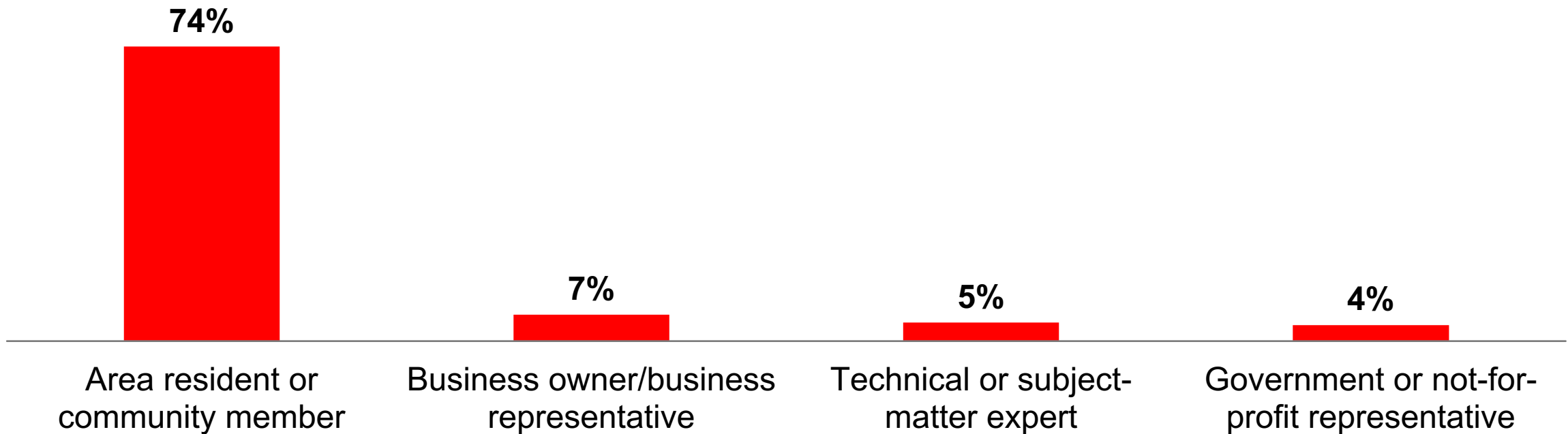
MOST RESPONDENTS ARE FROM KITSAP COUNTY

4. Do you primarily live in...? (Select one.)



74% ARE AREA RESIDENTS OR COMMUNITY MEMBERS

5. Which of the following describes you? (Select all that apply.)

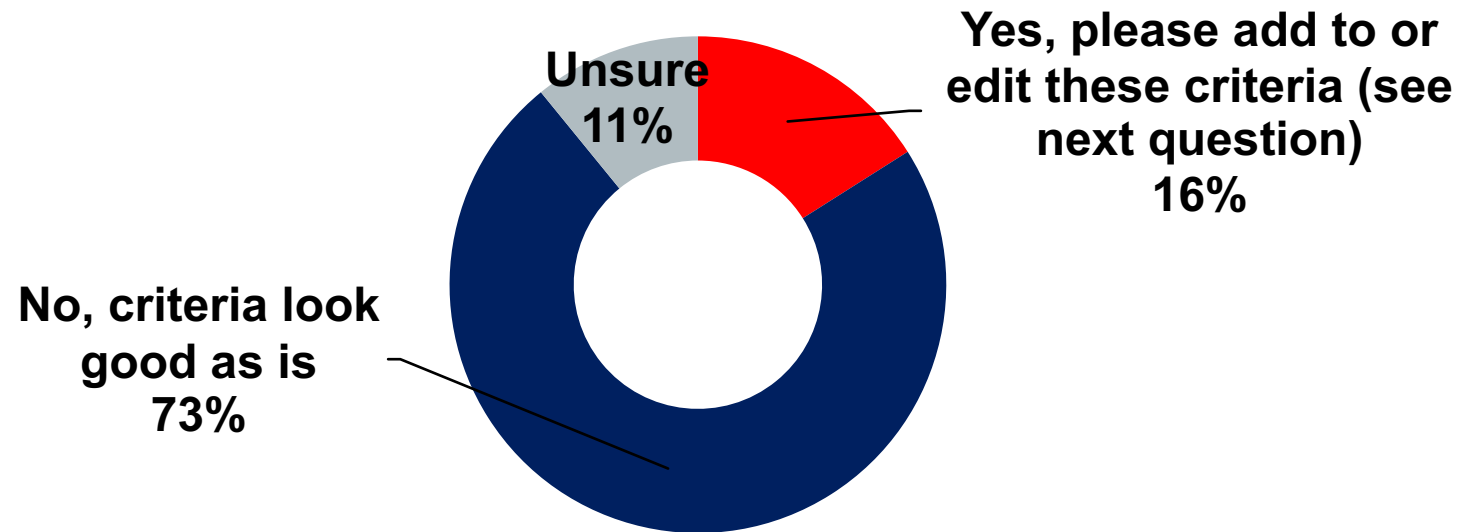


RESPONDENTS REVIEWED PROPOSED CRITERIA

Criteria	Description
Access and Connections for Riders	<ul style="list-style-type: none"> • Pedestrian and bike connections to downtown jobs/amenities and transit
Passenger and Vessel Programming Needs	<ul style="list-style-type: none"> • Space for covered passenger loading, unloading and queuing and other passenger needs including ticketing, pick-up/drop-off, restrooms, etc. • Space for vessel operating slips to accommodate current and future routes, including ADA access and power (including potential vessel electrification), water, sewer needs
Vessel Navigation Requirements	<ul style="list-style-type: none"> • In-water space to support safe and reliable service, including width and depth of waterways for maneuverability
Environmental, Cultural and Historical Impacts	<ul style="list-style-type: none"> • Effects on habitat, environmental, cultural and historic resources
Environmental Justice	<ul style="list-style-type: none"> • Impacts on low-income and minority populations
Community Input	<ul style="list-style-type: none"> • Community feedback, needs and concerns
Land Use and Ownership	<ul style="list-style-type: none"> • Compatibility of fast-ferry service with surrounding land use and property conditions • Time to start-up service at the location • Property owner supportive of long-term fast-ferry service and/or potential for Kitsap Transit ownership
Expansion Capacity	<ul style="list-style-type: none"> • Ability to support future routes
Financial Feasibility	<ul style="list-style-type: none"> • Highest cost-benefit ratio

A MAJORITY (73%) ARE SATISFIED WITH THE CURRENT CRITERIA

1. Are there any changes to the above criteria or additional criteria that Kitsap Transit should consider when evaluating potential downtown fast-ferry terminal sites?



n=1074

MOST COMMENTS FOCUSED ON EXISTING CRITERIA

2. Are there any additional criteria Kitsap Transit should consider when evaluating potential downtown fast-ferry terminal sites? [open ended]

Top Themes

- **Access/Connections/Integration**
 - Convenient to transit, ferries, downtown, jobs
- **Passengers/Programming Needs**
 - Covered areas, covered passenger holding with places to sit
 - Schedule
- **Vessel Navigation**
 - Safety/security

Additional comments:

- Environmental justice
- Environment
- Cost
- Land use
- Other

VERBATIM RESPONSES ARE PROVIDED SEPARATELY

There's rich information in respondents' comments. Many explained why the criteria mattered to them or reflected on current services.

Additional/Existing Criteria Quotes

A highly visible location in a core downtown waterfront area that will encourage tourism ridership. The southern industrial sites don't satisfy this criteria.

Earlier times for shipyard employees. The beginning shift for shipyard employees which are most of the first couple sailings in the mornings start at 0520. It would allow those who start earlier shifts to commute from Seattle via the fast ferry.

Need to have seating in the line for passengers. Some older people have issues standing for longer than 15-20 minutes. I have sat on the ground waiting to load on a fast ferry. It was damp, dirty & uncomfortable.

ADDITIONAL COMMENTS EMPHASIZED PREFERRED CRITERIA

3. Do you have any other comments or input to provide on the proposed criteria? [open ended]

Top Themes

- No comments/none
- Access/specific site recommendations
- Programming Needs

n=383

LUND  FAUCETT

Focus on building a shared intermodal passenger only ferry facility that incorporates an "activated" space besides just a transportation hub. Thinking of what can passenger do while waiting for the next leg of their journey. A chance to grab a bite, maybe shop for something unique (like an open market space?) while waiting for the next boat or the bus/cab/Uber/light rail outside the door of the terminal. Think thoughtfully of what a public/private venture to re-develop Pier 48 as an example to reflect the best of the ideas of the San Francisco Passenger Only Ferry Terminal on its Wharf.

So great to hear this being considered, and that public input is being solicited. Bravo!

LUND  FAUCETT

Vanessa Lund, Research Director/Partner | vanessa@lundfaucett.com

Kris Faucett, Partner | kris@lundfaucett.com

206-385-6789

LundFaucett.com