

Kitsap Transit's Fast-Ferry Plan



The Fast-Ferry Plan: How we got here



Extensive research, analysis over a **decade**

Result: A business plan for **reliable, sustainable and easy-to-use** ferry service

The Fast-Ferry Plan: How we got here

Wake research in Rich Passage



2005: Kitsap Transit assumes Rich Passage wake research study from Washington State

Research from 2005 to 2013 included modeling of wave generation, beach monitoring and design and construction of a test vessel, the Rich Passage 1.

2012: Trial service of Rich Passage 1 from June to November

2013: Final report on feasibility of high-speed, low-wake ferry service through Rich Passage, after nearly a decade of study.

The Fast-Ferry Plan: How we got here

Phase 1: Initial Plan



Key elements:

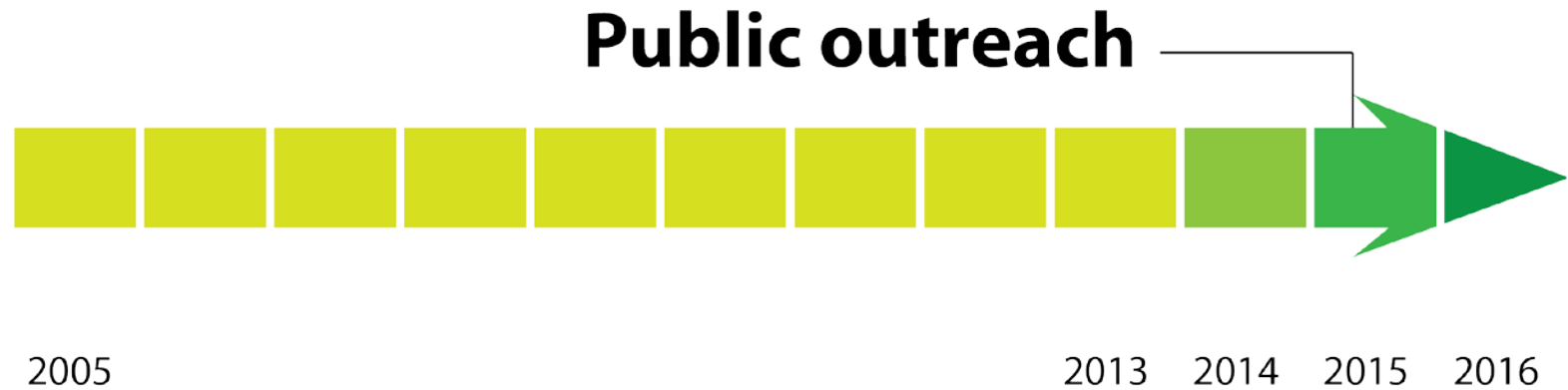
Three routes identified with route-dependent fares

- Launch Southworth route in 2023 due to need to build new terminal

Commuter schedule (3 roundtrips in AM, 3 roundtrips in PM)

Funded by 2/10 of 1 percent countywide sales tax

The Fast-Ferry Plan: How we got here



Stakeholder interviews

Ferry Connections website launched

Public opinion surveys of 800 residents

Focus groups in August

The Fast-Ferry Plan: How we got here

Phase 2: Final plan



Key elements:

Three routes with common fare (\$12)

- Launch Southworth route four years sooner by using existing WSF dock

Commuter schedule (Oct-April), extended service (May-Sept)

Funded by 3/10 of 1 percent countywide sales tax

The Fast-Ferry Plan: How we got here

Board sends plan to voters



November general election ballot

- All Kitsap County registered voters
- Yes/No on a 3/10 of 1 percent added sales tax to fund the fast-ferry plan

Proposed routes



Proposed cross-sound fast-ferry service is faster than current travel options.

Travel time to downtown Seattle from Kitsap Peninsula

BREMERTON

60

Minutes Today*

28

Minutes
Fast Ferry

KINGSTON

80

Minutes Today*

33

Minutes
Fast Ferry

SOUTHWORTH

74

Minutes Today*

23

Minutes
Fast Ferry

**Based on lowest-priced route on Washington State Ferries and other public transit.*



Fare comparison

Frequent-riders

Leg of Trip	Kitsap Transit	WA State Ferries
KT bus to ferry terminal	\$2	\$2
Ferry to Seattle	free transfer	no eastbound charge
Ferry to Kitsap County	\$8.50	\$6.61
KT bus to home/P&R	free transfer	\$2
Total Cost to Rider	\$10.50	\$10.61

Reduced-fare riders

	Kitsap Transit	WA State Ferries
One roundtrip reduced fare	\$6	\$4.10
Monthly pass (reduced fare)	\$84	not available
Seniors	✓	✓
Disabled	✓	✓
Medicare	✓	✓
Youth	✓	✓
Low-Income	✓	

Convenient. Locally controlled. Connected.

Kitsap Transit proposes commuter-focused service October to April with added day and evening service May to September.

May-September

sample schedules for the new routes



October-April



Why Fast Ferry?

Convenient

- Get directly to downtown Seattle in half the time.
- More frequent sailings from Kitsap Peninsula mean more choices for travelers.

Locally Controlled

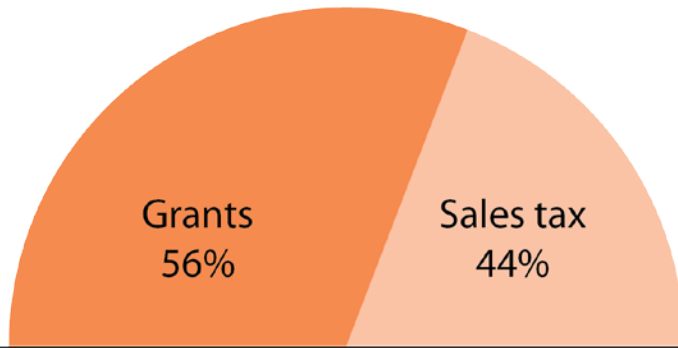
- Local funding means local control of service and fares.
- Frees up \$1.5 million annually for buses by using the proposed ferry sales tax increase to fund existing, local foot ferry program.

Connected

- Greater access to jobs, higher education, entertainment and health care in Seattle.
- Other communities that have launched ferry service have experienced an increase in business investments. (*"Citywide Ferry Study 2013," New York City Economic Development Corp.*)

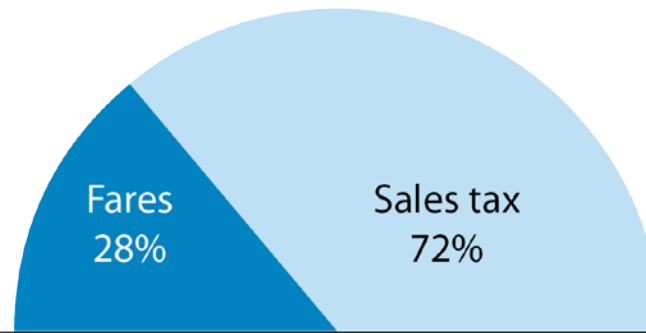
How will we pay for fast-ferry service?

Startup \$48 million



Launching the system, such as buying vessels and setting up terminals, will cost about \$48 million in the first six years.

Operations \$11 million (ann.)



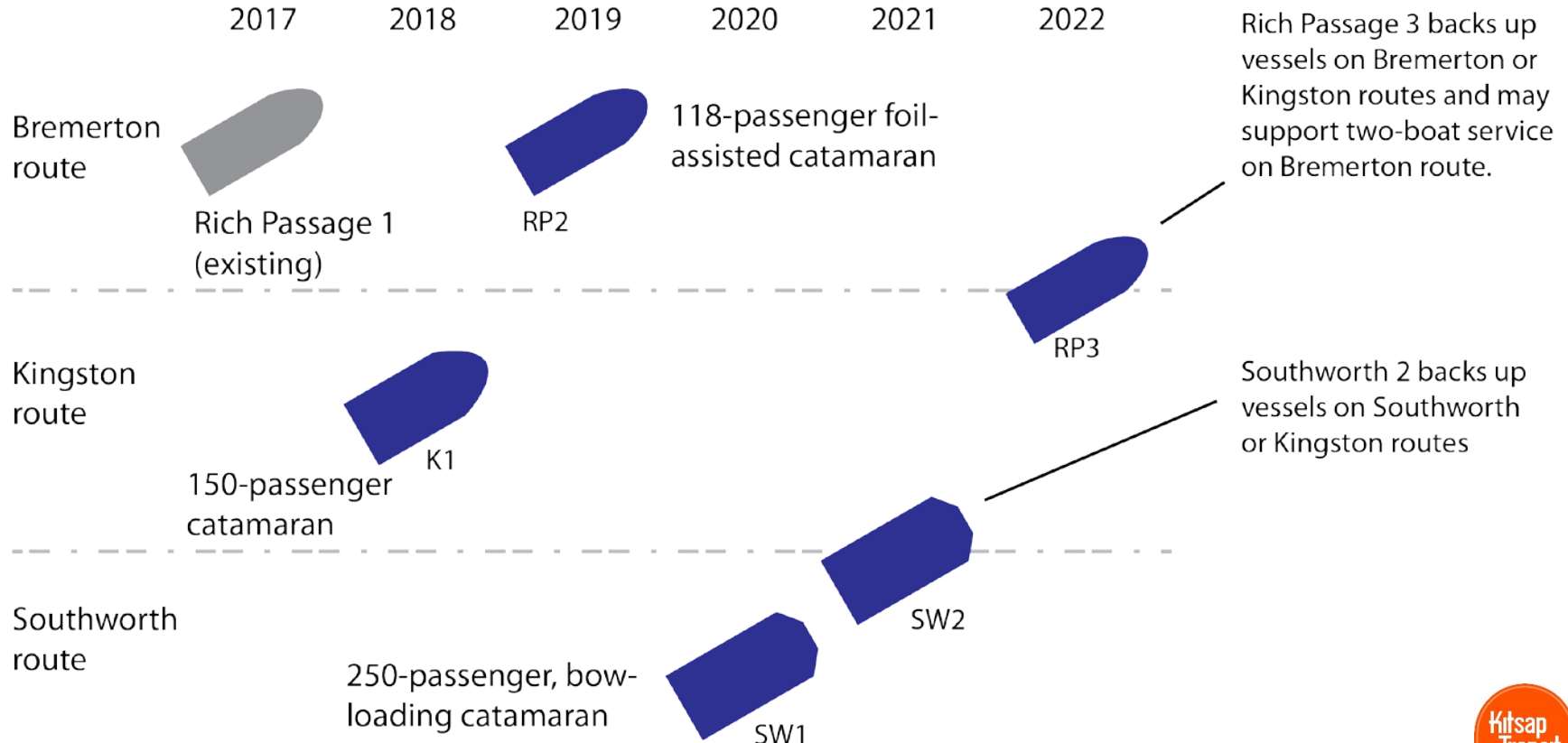
All figures in 2016 dollars

Once all three routes are in service, about \$8 million in local funds will supplement passenger fare revenue annually.

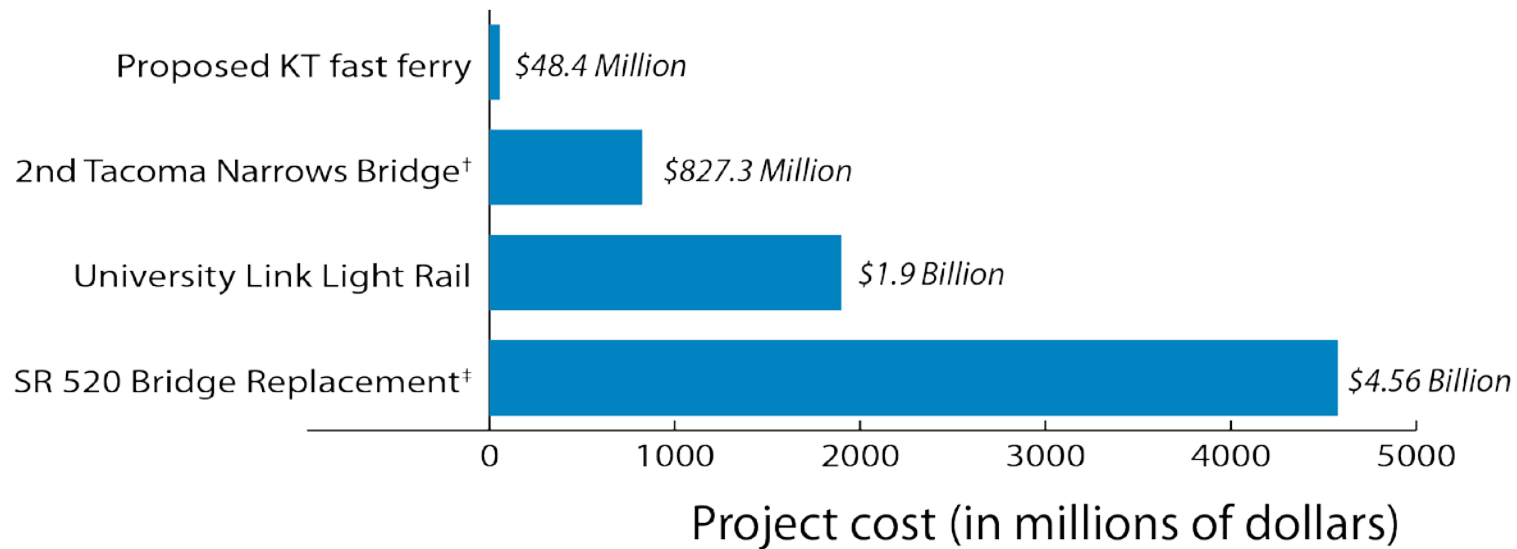
Vessels

- Each route would have at least one dedicated vessel
- Spare vessels would back up those coming in for maintenance
- Kitsap Transit owns one vessel, would need to buy five more

Anticipated launch of vessels for fast-ferry service, by route



How does the fast ferry's cost compare with other local transportation projects?



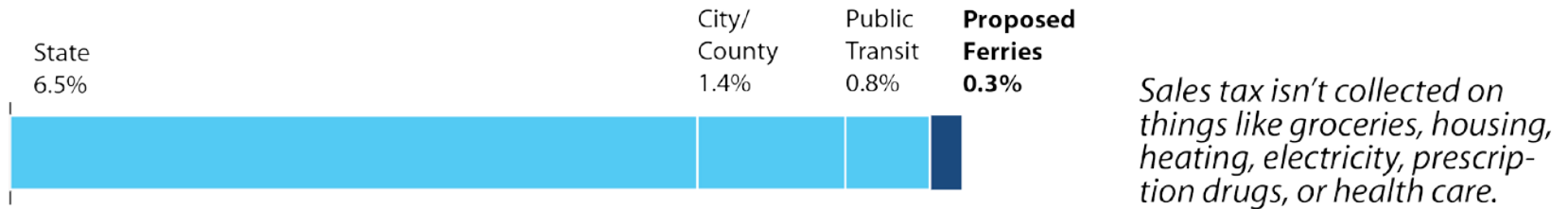
All figures in 2016 dollars

[†]Eastbound bridge only

[†]Program cost estimate

How much would be collected in local taxes?

On average, an adult in Kitsap County would pay an additional \$59 a year, or less than \$5 a month, if 0.3% is added to local sales tax.



Examples of impact of tax increase on retail purchases

Buying a \$10 shirt



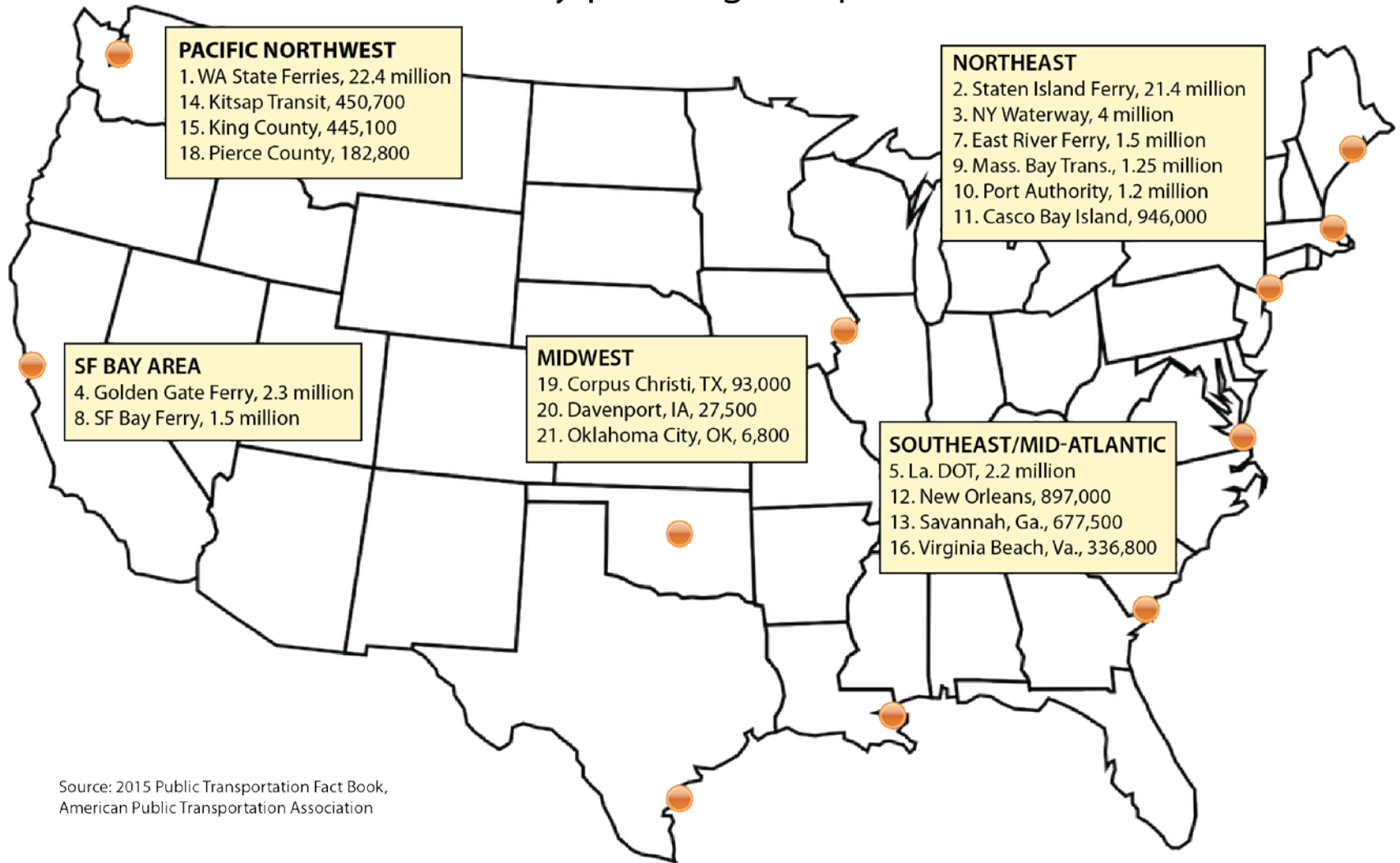
3-cent
increase

Buying a \$25,000 car



\$75
increase

Ferryboat agencies in urbanized areas, ranked by passenger trips, 2013



Source: 2015 Public Transportation Fact Book,
American Public Transportation Association

Sales tax would free up funds for bus service



Kitsap Transit's proposed sales tax can **only** be spent on ferry service. If voters approve the tax, funding for Kitsap Transit's existing foot ferries would be shifted to this new source of revenue.

That would free up about **\$1.5 million** for bus service.

That would buy more than **23,000 hours** of service annually.



Be informed before you vote in November.

Kitsap County voters will decide if they want to fund a new fast-ferry service from the Kitsap Peninsula to Seattle.

LEARN MORE

KitsapFerries.com

KT's one-stop resource on the fast-ferry plan

Questions?

Sanjay Bhatt

Public Information Officer

sanjayb@kitsaptransit.com

360-824-4926



@kitsaptransit

facebook

